

# Burner Collection

## 84" Burner



**Black**



### Included Accessories



**Lighting Rod**

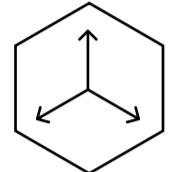
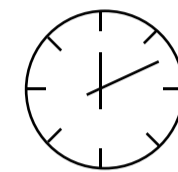
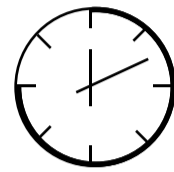
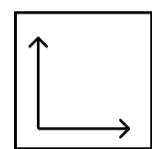
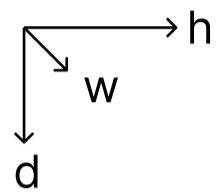



**Lighter**



**Funnel**

# Burner Collection 84" Burner



Dimensions H x W x D mm/in	Fuel Capacity	Heats on Average (indoors)	Fuel Consumption	Thermal Output Net (MAX)	Approx. Burn Time	Minimum Room Size (per burner)
115 × 2134 × 193 4.5 × 84.0 × 7.6	28L	Over 183m <sup>2</sup> [1,970 ft <sup>2</sup> ]	2.80L per hour	53,800 BTU/h 15.8 Kw	10 hours	400 sq. ft.

## Awards

2010 Winner Outdoor Hearth Products  
Vesta Awards

## Application

Indoor & Outdoor

## Burner Colour

● Stainless Steel ● Black

## Materials

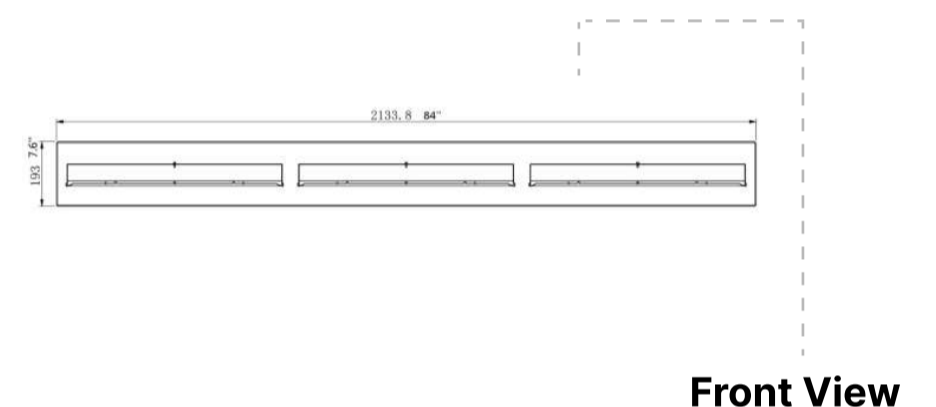
Grade 304 Stainless Steel Construction

## Approx. Weight


150 lbs

## Fuel Type

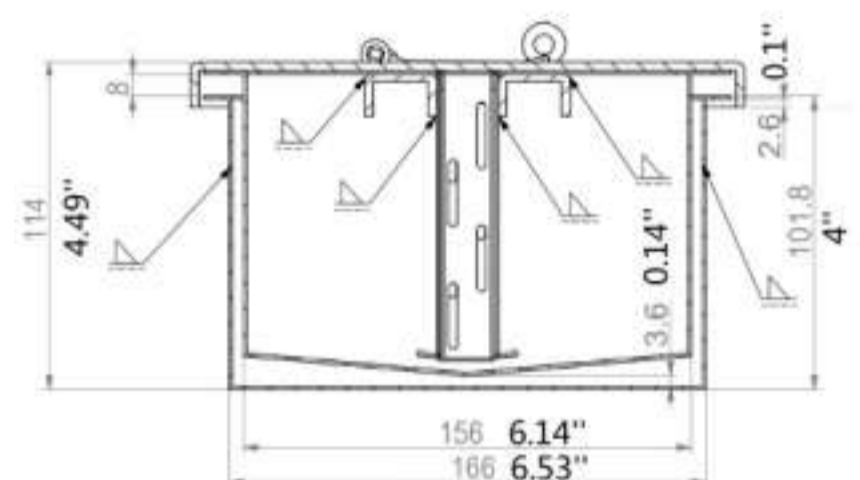
Bio Ethanol Fuel



Front View



Top View



Side View

### Inserting within a firebox setting:

The Bio Flame 84" BURNER can only be fitted into a non-combustible firebox that has minimum clearances of 92"W x 20"H x 15"D.

### Custom made fireboxes must:

- Be made out of a non-combustible material such as stainless steel
- \*When recessing the tray into a non-combustible base with no firebox, the overhead clearance required is 60"MIN. to the nearest combustible\*



Lifetime Warranty

FOR MORE INFORMATION PLEASE REFERENCE THE CLEARANCE & INSTALLATION MANUAL

\*Dimensions may vary by 2% (plus or minus) due to material attributes. Template not provided. The Bio Flame recommends using the actual fireplace or burner model when making final cut out

